

DTLD SERIES CONNECTOR



The 1/4" flow DTLD Series dual flow couplings provide a unique thumb latch that enables independent connection and simultaneous disconnection of loose tube sets. Made from ABS thermoplastic, the DTLD valved couplings prevent one tube inadvertently disconnecting when the other is inserted. One-hand operation makes the DTLD Series the choice for simple, independent quick connections of dual fluid lines. The DTLD Series is compatible with all PLC, PLC12 and LC Series inserts.

FEATURES

- Shrouded thumb latch
- Latch always in position to accept insert
- Compact, modular design
- Independent quick connections

BENEFITS

- Minimizes inadvertent latch activation
- Ensures leak-free operation
- Fits well in the hand and is easy to wipe down
- Requires minimal manual dexterity

Specifications

PRESSURE:

Vacuum to 20 psi, 1.38 bar

TEMPERATURE:

32°F to 120°F (0°C to 48°C)

MATERIALS:

Main components: ABS

Thumb latch: Acetal

Internal body valve: Acetal

Internal insert valve: Polypropylene

Springs: Stainless steel

O-rings: Buna-N

COLOR: White with blue latch,
Molded black with gray latch

TUBING SIZES:

1/4" to 3/8" ID, 6.4mm to 9.5mm ID

COMPLIANCE:

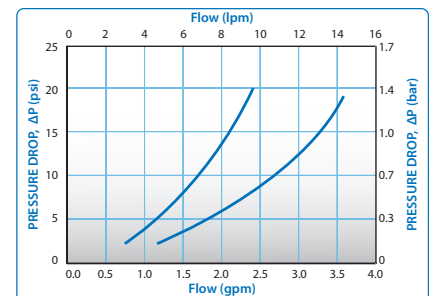
REACH

RoHS

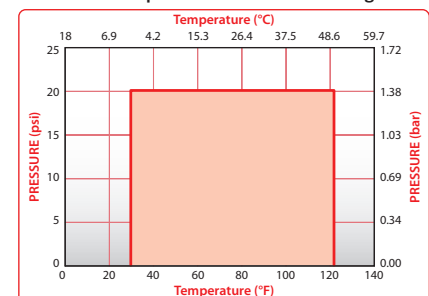
WARNING: Pressure, temperature, chemicals, and operating environment can affect the performance of couplings. It is the customer's responsibility to test the suitability of CPC's products in their own application conditions.

✓ These graphics are applicable to single line use and intended to give a general idea of the performance capabilities. The shaded area of each graph represents the operating range of the product family i.e. upper and lower values are shown. Therefore, depending on the exact coupling configurations selected, you can reasonably expect values to fall within the shaded area.

DTLD Water Flow

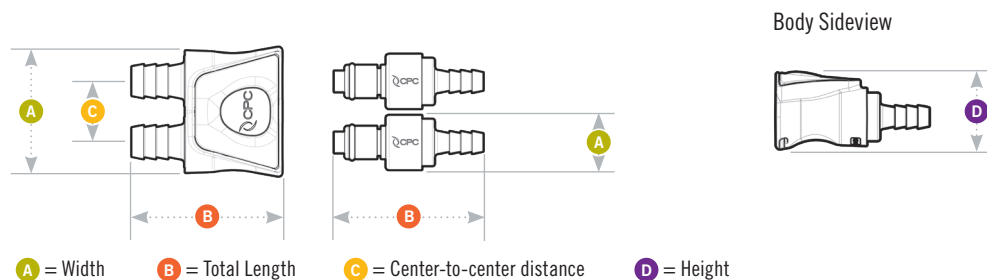


DTLD Temperature and Pressure Range



Visit us at cpcworldwide.com or call 800-444-2747 to get a free catalog or to find your local distributor.

DTLD SERIES DIMENSIONS



Coupling Body



TERMINATION
IN-LINE HOSE BARB

TUBING SIZE

1/4" ID
1/4" ID
3/8" ID
3/8" ID

METRIC EQ.

6.4mm ID
6.4mm ID
9.5mm ID
9.5mm ID

SHUTOFF

DTLD17004
DTLD17004MBLK
DTLD17006
DTLD17006MBLK

A

1.59
1.59
1.59
1.59

B

2.02
2.02
1.86
1.86

C

0.75
0.75
0.75
0.75

D

1.00
1.00
1.00
1.00

Coupling Insert



TERMINATION
IN-LINE HOSE BARB

TUBING SIZE

1/4" ID
1/4" ID
3/8" ID
3/8" ID

METRIC EQ.

6.4mm ID
6.4mm ID
9.5mm ID
9.5mm ID

SHUTOFF

PLCD2200406
PLCD2200406MBLK
PLCD2200606
PLCD2200606MBLK

A

0.73
0.73
0.73
0.73

B

1.85
1.85
1.69
1.69



COLDER PRODUCTS COMPANY
U.S.A.

PHONE +1 651-645-0091
FAX +1 651-645-5404
TOLL FREE 800-444-2474

COLDER PRODUCTS COMPANY GMBH
Germany

PHONE +49-6134-2878-0
FAX +49-6134-287828

COLDER PRODUCTS COMPANY LIMITED
Hong Kong

PHONE +852-2987-5272
FAX +852-2987-2509

Smart fluid handling to take you forward, faster.

cpcworldwide.com/ContactUs

WARRANTY: All sales are subject to Colder Products Company's limited express warranty set forth in the CPC catalog. Contact your local distributor or CPC Customer Service for warranty provisions.

Warning: Due to the wide variety of possible fluid media and operating conditions, unintended consequences may result from the use of this product, all of which are beyond the control of Colder. It is the user's responsibility to carefully determine and test for compatibility for use with their application. All such risks shall be assumed by the buyer.

COPYRIGHT © 2016 BY COLDER PRODUCTS COMPANY. COLDER PRODUCTS COMPANY, COLDER PRODUCTS AND CPC ARE REGISTERED TRADEMARKS WITH THE US PATENT & TRADEMARK OFFICE.

SPEC1046 7/15 GLS/500 PRINTED IN THE U.S.A.